

EUREKA!

the national children's museum ●

The Eureka! Story

Your visit to the museum



The Eureka! Story provides information for visitors to help plan their visit and know what to expect. They can help with sequencing and planning what to do, which can help reduce anxiety.

Introduction

My Name is

What is Eureka! The National Children's Museum



Eureka! is a fun-packed day out for children and families. We have six themed zones (known as galleries) packed with lots of multi-sensory interactive exhibits, where you can find out about yourself and the world around you.

Sound Space



All About Me



Living & Working Together



Spark Gallery



SoundGarden



Desert Discovery



Travelling to Eureka!

I will be visiting Eureka! on

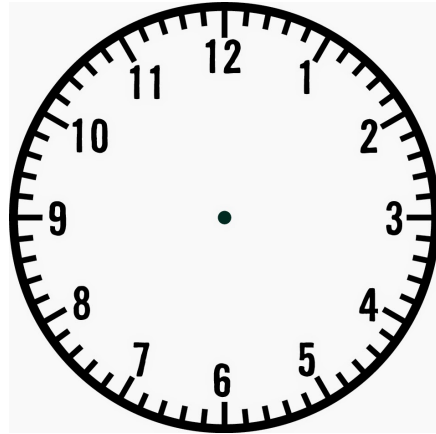
Day of the week

Date

Month

Year

I will leave home at



I will travel to Eureka! by

Car



Train



Bus



Coach



Arrival

Eureka! has 2 car parks and sometimes they can be really busy, so you may need to wait for a space. Once parked, your adult will need to pay for parking at the pay and display machine.



This is the outside of the museum.



This is the main entrance to the museum. You may have to wait a few minutes or ask a member of our staff and they can help you get into the museum faster.

Arrival

This is where you will check into the museum. If you like, you can get a handstamp to show that you have paid, though you don't have to.



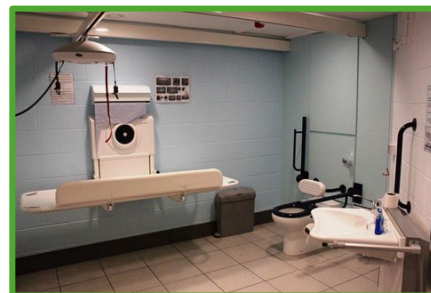

This is our Information Desk. It is right behind the admission tills. Here you can ask any questions you might have about your visit or borrow either a sensory bag or ear defenders.



Before you start....

Toilets

We have toilets and accessible toilets on both floors of the museum and a Changing Places toilet on the ground floor.






Ask a member of staff for access to our Changing Places toilet.

Getting between floors

We have two sets of stairs between the floors: one by the entrance to the SoundSpace gallery, and one in the House in Living & Working Together.

We also have a lift between the floors, which you can find next to the Information Desk downstairs and Creativity Space upstairs.



Before you start....

Quiet Room our "Chill out Room"

We have a quiet room available for you to use if you need a calm, relaxed environment. Please ask a member of the team for access. It is on the first floor next to Desert Discovery.



Our Staff

Look out for our team members in blue t-shirts with the Eureka! logo, and the words "Team Eureka" on the back. We call them "Enablers". They are always happy to help.



Our Galleries: SoundSpace

SoundSpace is a magical environment where you can discover the science of sound and music. The gallery is introduced by Orby, an inquisitive alien with special powers from the Planet Zid.



This area is dark in places and has some exhibits that make lots of noise.

Our Galleries: Living & Working Together

Living & Working Together is an exciting place where you can be the grown up for the day and try out some everyday tasks such as withdrawing cash from the ATM, going shopping, posting mail and making lunch.

The Bank



The Shop




The Postal Hub



Our Galleries: Living & Working Together

Eco Street



Eco Street is a bright gallery where you can pretend to drive cars or a bus and learn about engineers.

The House



The House is made up of the Kitchen, Living Room, Attic, Bathroom and Bedroom.


Our Galleries: Spark Gallery

This is our digital gallery, there is a room downstairs and one upstairs. Both are **dark** and have lots of coloured lights and you can play games in these areas.

Ground Floor




First Floor



Our Galleries: All About Me

Meet Zoom the robot in our All About Me gallery where you can discover just how amazing and unique you are and how and why you should try to keep your bodies as healthy as possible.

Meet Zoom



Measure & Looking Closer



See how far you can stretch, reach & step, measure how tall you are, plus compare the differences between robots and humans.

Health Centre



At the Health Centre you can check your teeth in the dentist chair, feel a baby kicking in the pregnant ladies tummy and use our body scanner to see inside your body.


Our Galleries: All About Me

Let's Get Active



Here you can dance along with our skeleton or get on the bike to reveal a cycling skeleton. Have a go at being a goal keeper and test your balance on our balance beams.

Our Brain & Senses



Here you can find out all about your brain and senses, test how steady your hand is with a loop and wire game, investigate the giant eye ball, nose & tongue. Plus learn all about digestion from our giant From the Chew to the Poo machine.

Areas for Under 5's

We have 3 areas of the museum that are just for our younger visitors, the under 5's.

SoundGarden (Ground Floor)



SoundGarden is an indoor magical garden where you can design your own butterfly, match the correct shapes in our puzzle pot & explore a magpie's nest.

Desert Discovery (First Floor)



Inspired by the Mojave desert, in this gallery you can explore the fossil cave, stroke a friendly coyote & transport boulders on the bucket lift.

Creativity Space (First Floor)



Our Little Explorers activities take place in this room, this means the activities will change every 2 months.

Theatre & Imagination Space

We have two rooms at the museum where we sometimes run different activities or shows, so these might be different each time you visit or the areas might be closed.



Outside

There is lots to play with outside the museum. Look out for our WonderWalk and giant sandpit.



Food time

We have places to eat and you can either bring your own food or visit our café or snack bar.

Picnic Areas



Café & Snack Bar



Gift Shop

When you have finished your visit to the museum, you can exit through our gift shop on the ground floor.



We hope you had a wonderful visit and hopefully see you again soon.

My Visit

My favourite part of the museum was

.....

I learnt some new things today

1.

2.

3.

The visit today made me feel

